

Lancaster County 211 Traffic Overview



Total Calls
39
 -19%*



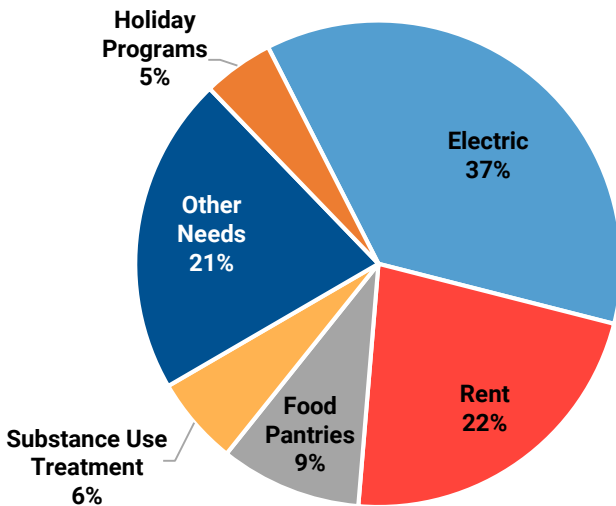
Total Referrals
85
 +21%*



Website Visits
11,364**
 +44%*

Lancaster County Needs

Based on Nov 2020 referrals



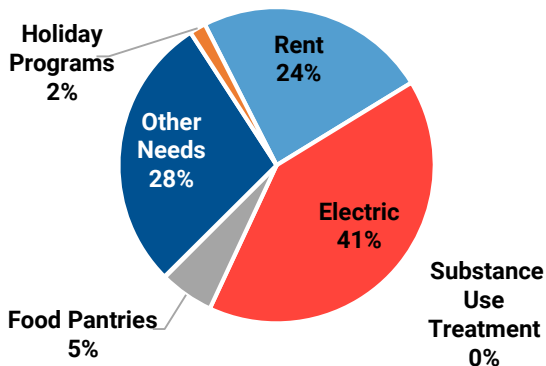
Top 10 Needs

Referrals

Electric Assistance	31
Rent Assistance	19
Food Pantries	8
Substance Use Treatment	5
Holiday Programs	4
Eviction Prevention	4
Community Clinics	3
Detoxification	2
Mortgage Assistance	2
Gas Service Assistance	2
Other Needs	5

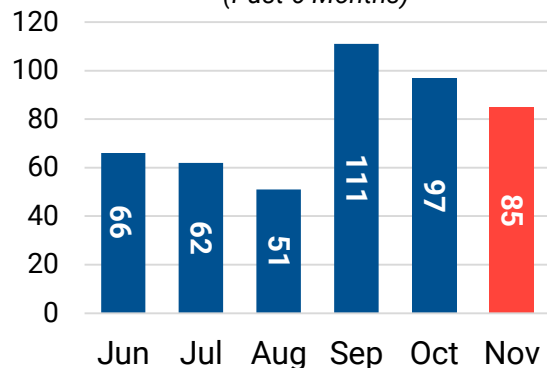
SC Statewide Needs

Based on Nov 2020 referrals



Lancaster County Referrals


(Past 6 Months)



* Compared to previous year, same period

**SC statewide total

Lancaster County 211 Demographic Overview



Age

Average Age: 46 years
 Age Range: 20 - 67 years

Gender	Callers	%
Female	17	43%
Male	12	30%
Not Provided	11	28%

Ethnicity	Callers	%
White	11	28%
Black/African American	9	23%
Hispanic or Latino	1	3%
Not Provided	19	48%

Household Composition	Callers	%
Single Female	12	30%
Single Male	7	18%
Single Female with Children	5	13%
Couple without children	3	8%
Not Provided	13	33%

Education	Callers	%
GED/Highschool	21	53%
Less than GED/High School	4	10%
Some college	2	5%
Not Provided	13	33%

Income Brackets	Callers	%
\$0-\$14,999	24	60%
\$15,000-\$24,999	1	3%
Not Provided	15	38%

Employment Status	Callers	%
Unemployed	13	33%
Disabled	6	15%
Employed - Part-time	3	8%
Retired	3	8%
Employed - Full Time	1	3%
Not Provided	14	35%

Lancaster County Top Providers and Cities



Top Housing Providers Referrals

Carolina Community Actions - Lancaster	7
HOPE in Lancaster	7
The Salvation Army of Rock Hill	6
Housing Authority of Lancaster	2
CareConnect USA	1
Telamon Corporation	1



Top Utility Providers Referrals

HOPE in Lancaster	13
Carolina Community Actions - Lancaster	12
The Salvation Army of Rock Hill	7
KARE	1



Top Food Providers Referrals

HOPE in Lancaster	4
The Salvation Army of Rock Hill	3
Rainbow Promise Enterprise	1



Cities Calls Referrals

Lancaster	27	61
Fort Mill	7	18
Kershaw	3	4
Heath Springs	2	2

Lancaster County Zip Code Breakdown

Zip Code	Electric	Rent	Food Pantries	Substance Use	Eviction Prevention	Holiday Programs	Community Clinics	Detox	Other Needs	Grand Total
29720	21	14	6	5	3	2	3	2	5	61
29707	8	5	2		1	2				18
29067	2								2	4
29058									2	2
Grand Total	31	19	8	5	4	4	3	2	9	85

