

## Lancaster County 211 Traffic Overview



**Total Calls**  
**54**  
**+184%\***



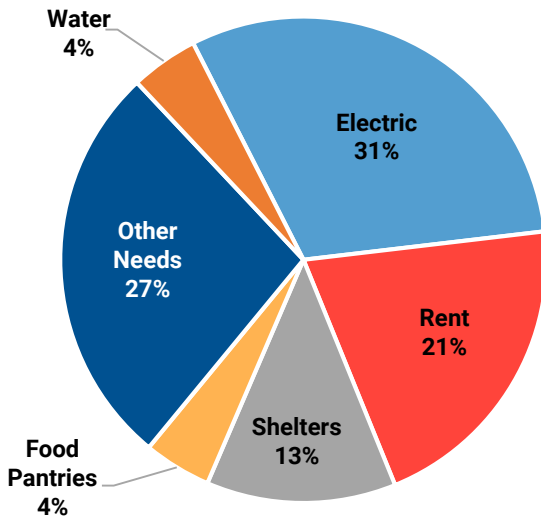
**Total Referrals**  
**111**  
**+363%\***



**Website Visits**  
**9,431\*\***  
**+36%\***

### Lancaster County Needs

*Based on Sept 2020 referrals*



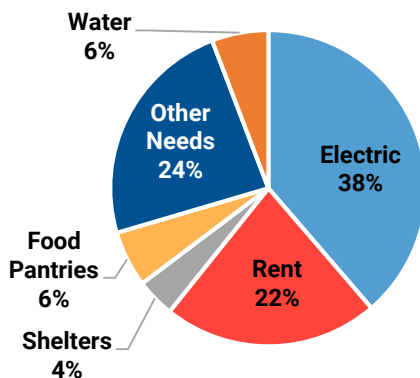
### Top 10 Needs

### Referrals

Electric Assistance	34
Rent Assistance	23
Shelters	14
Food Pantries	5
Water Assistance	5
Volunteer Opportunities	4
Eviction Prevention	3
Autism Therapy	3
Section 8 Vouchers	2
Animal Control	2
Other Needs	16

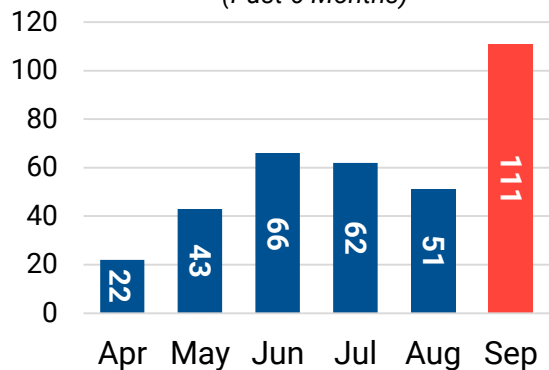
### SC Statewide Needs

*Based on Sept 2020 referrals*



### Lancaster County Referrals


*(Past 6 Months)*



\* Compared to previous year, same period

\*\*SC statewide total

# Lancaster County 211 Demographic Overview



## Age

Average Age: 48 years

Age Range: 18-87 years

<b>Gender</b>	<b>Callers</b>	<b>%</b>
Female	28	52%
Male	12	22%
Not Provided	14	26%

<b>Ethnicity</b>	<b>Callers</b>	<b>%</b>
White	12	22%
Black/African American	11	20%
Hispanic or Latino	1	2%
Not Provided	30	56%

<b>Household Composition</b>	<b>Callers</b>	<b>%</b>
Single Female	16	30%
Single Female with Children	6	11%
Single Male	6	11%
Couple with children	4	7%
Couple without children	3	6%
Single Male with Children	2	4%
Not Provided	17	31%

<b>Education</b>	<b>Callers</b>	<b>%</b>
GED/Highschool	26	48%
Less than GED/High School	5	9%
Some college	5	9%
Not Provided	18	33%

<b>Income Brackets</b>	<b>Callers</b>	<b>%</b>
\$0-\$14,999	28	52%
\$25,000-\$34,999	4	7%
\$15,000-\$24,999	2	4%
\$35,000-\$49,999	1	2%
Not Provided	19	35%

# Lancaster County Top Providers and Cities



## Top Housing Providers Referrals

Carolina Community Actions - Lancaster	9
HOPE in Lancaster	9
Tender Hearts Ministries	6
The Salvation Army of Rock Hill	4
SC Thrive - COVID-19 Rental Assistance	3
Fort Mill Housing Authority	2



## Top Utility Providers Referrals

HOPE in Lancaster	21
Carolina Community Actions - Lancaster	16
KARE	2



## Top Food Providers Referrals

HOPE in Lancaster	2
KARE	1
Lancaster County Council on Aging, Inc.	1
Rainbow Promise Enterprise	1
Tender Hearts Ministries	1

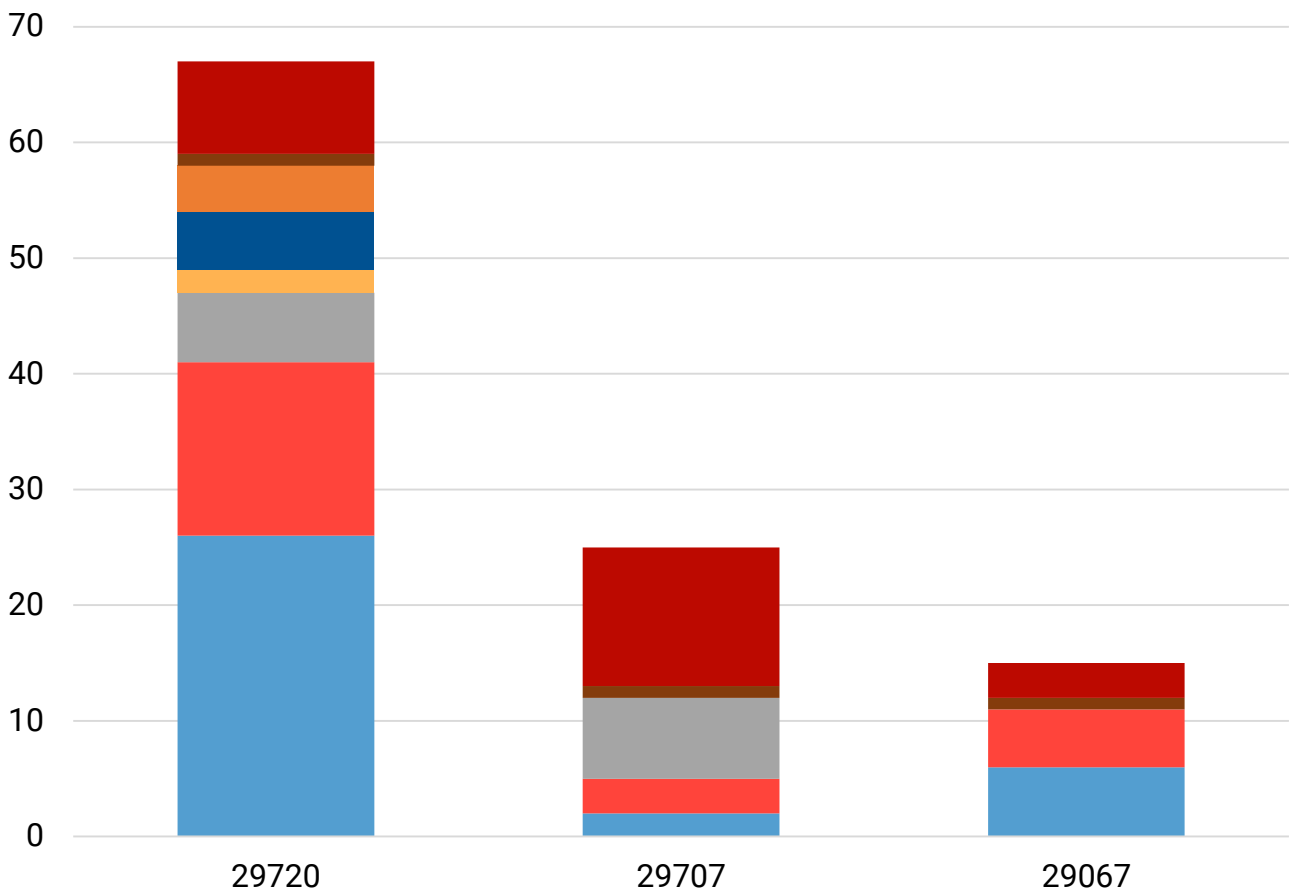


## Cities Calls Referrals

Lancaster	37	68
Fort Mill	8	20
Kershaw	6	15
Heath Springs	2	3
Indian Land	1	5

## Lancaster County Zip Code Breakdown

Zip Code	Electric	Rent	Shelters	Food Pantries	Water	Volunteer Opportunities	Eviction Prevention	Other Needs	Grand Total
29720	26	15	6	2	5	4	1	8	67
29707	2	3	7				1	12	25
29067	6	5					1	3	15
29058				3					3
29722			1						1
<b>Grand Total</b>	<b>34</b>	<b>23</b>	<b>14</b>	<b>5</b>	<b>5</b>	<b>4</b>	<b>3</b>	<b>23</b>	<b>111</b>



- Electric
- Rent
- Shelters
- Food Pantries
- Water
- Volunteer Opportunities
- Eviction Prevention
- Other Needs