



# 2024 PIT COUNT DATA

## Lancaster County

Presented by Emily Price of  
United Way of Lancaster County, Inc  
April 11, 2024





## DISCLAIMER

**Respondents:** This count includes sheltered and unsheltered individuals and is based on the number of individuals surveyed who indicated they lacked permanent, stable housing. Our count includes doubled-up individuals (staying with a friend or family member) and individuals who were sleeping in a hotel/motel they paid for. These individuals are not considered "literally homeless" by the Department of Housing and Urban Development (HUD) and won't be included in the data compiled by our Continuum of Care (MACH).

**Accuracy:** The data presented in this report is based on the individuals our staff, volunteers, or fellow service providers were able to make contact with over the span of a few days. Historically, the PIT Count under-represents the number of individuals experiencing homelessness within a community.

**Clarification:** The data points presented reflect the number of individuals who responded to the question, not the total number of people included in the count/survey.

## ACKNOWLEDGMENT



Each number and statistic detailed in this report signifies a human life. These individuals are integral members of our community, facing threats and hardships due to inadequate access to affordable housing. For every person counted, there are likely numerous others enduring the challenges of homelessness and housing instability within our community.



## LANCASTER COUNTY PIT COUNT DATA

Data was collected using the following tool:

- 2024 PIT Count Survey
  - This is the complete 2024 PIT Count Survey.
  - Surveys will be conducted electronically going forward. (Appropriate training will be provided.)

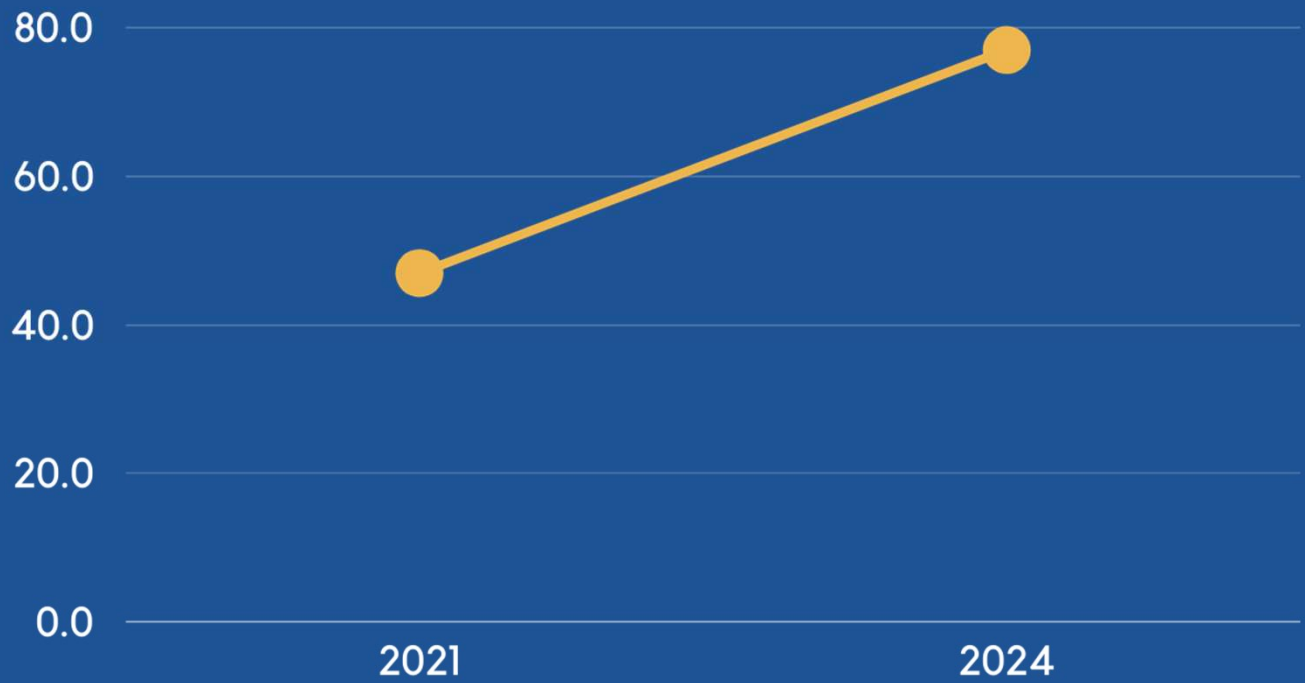
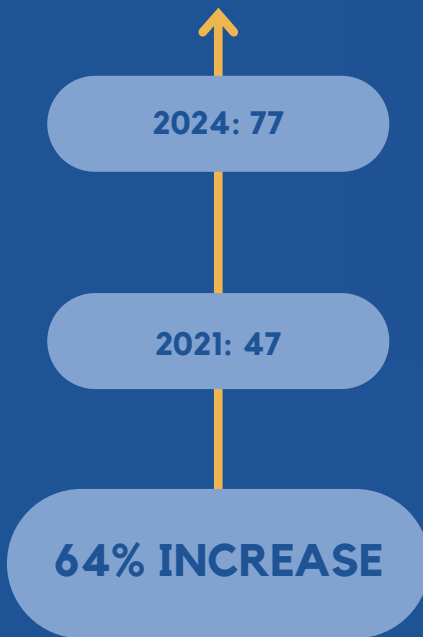
### Volunteer Information:



\*We also utilized volunteers to pack the materials provided in our LACH Care Kits.



# INDIVIDUALS COUNTED

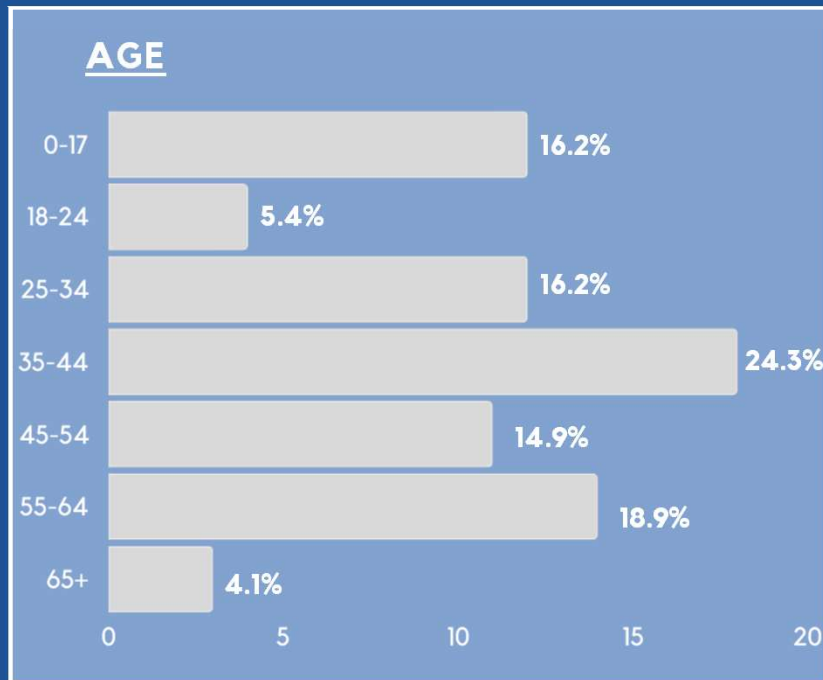


\*The PIT Count includes individuals who reported that they were sheltered and unsheltered on a single night in January.

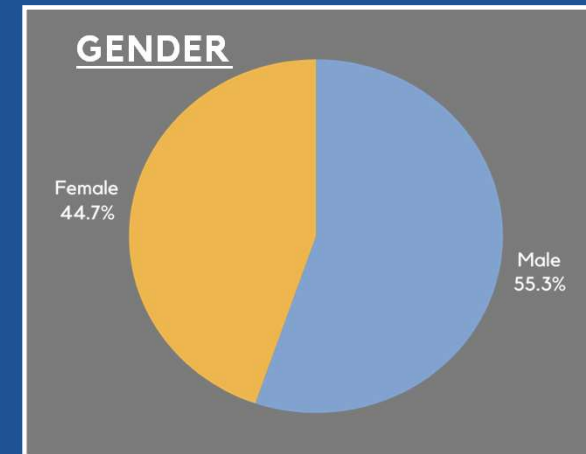


## DEMOGRAPHIC INFORMATION

**78.8%** of individuals are of employment age



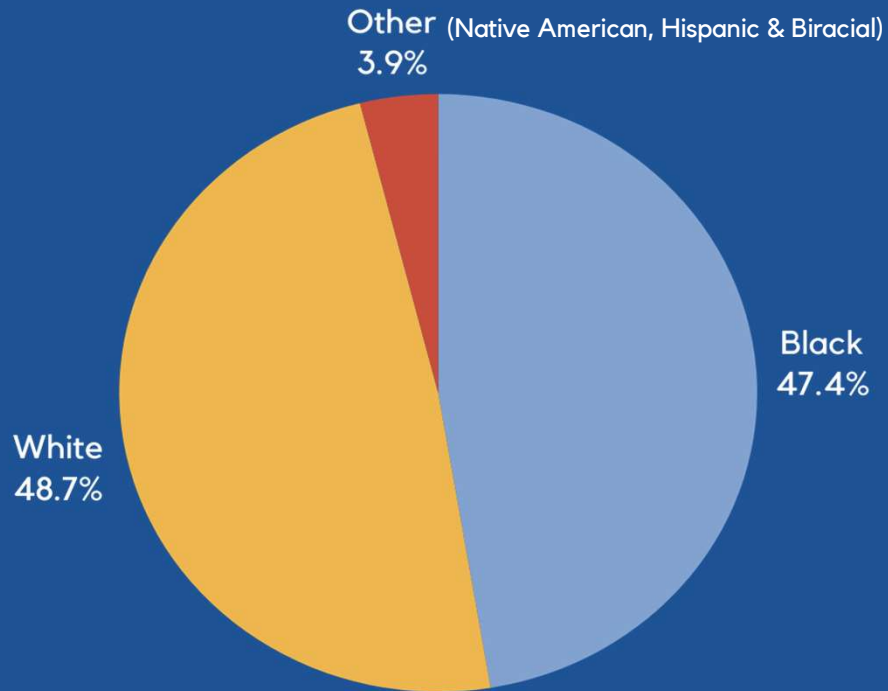
According to a HUD 2023 report completed by the Joint Center for Housing Studies of Harvard University, "the 65 and older age group is the fastest growing among those experiencing homelessness." The article confirms that "Age-related challenges to housing security include the struggle to afford rent increases on a fixed income, the need for accessible housing and additional services, and increasing vulnerabilities and risk factors, such as physical and cognitive disabilities."



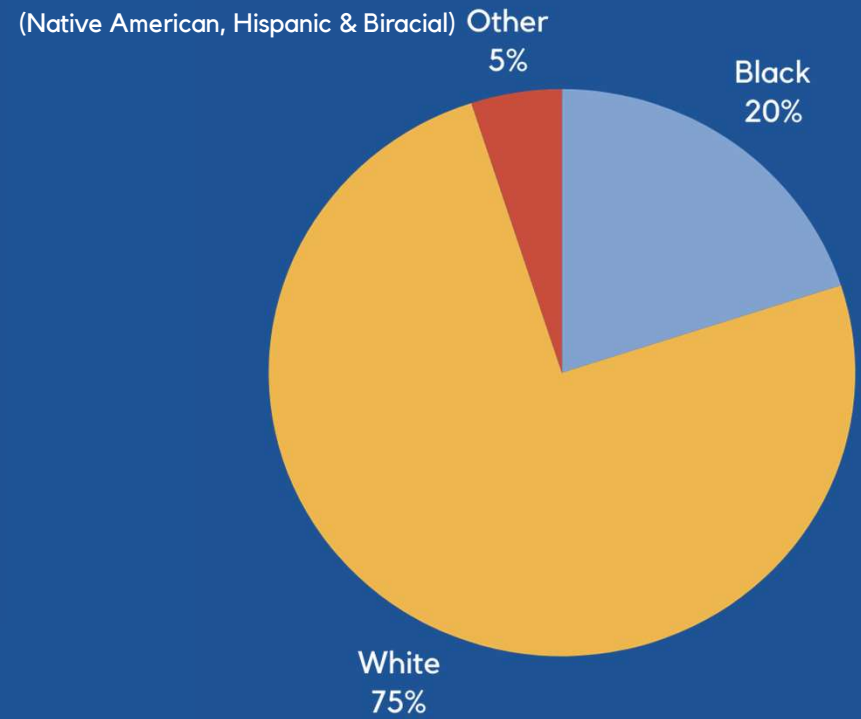


# DEMOGRAPHIC INFORMATION - RACE/ETHNICITY

## PIT COUNT



## LANCASTER COUNTY CURRENT POPULATION



## DEMOGRAPHIC INFORMATION - RACE/ETHNICITY



### Data

47.4% of individuals reported that their race/ethnicity was Black, African American, or African.

48.7% of individuals reported that their race/ethnicity was White.



### Context

The U.S. Census Bureau's Population estimates indicate that over 74% of the overall population in Lancaster County is White, while less than 21% is Black.




### Why it Matters

The data collected during the PIT Count supports national data that Black, Indigenous, and Multi-Racial people are more likely to experience homelessness than White individuals due to "historical and structural racism."



## UNSHELTERED HOMELESSNESS



**74%**

of individuals surveyed were experiencing unsheltered homelessness\*

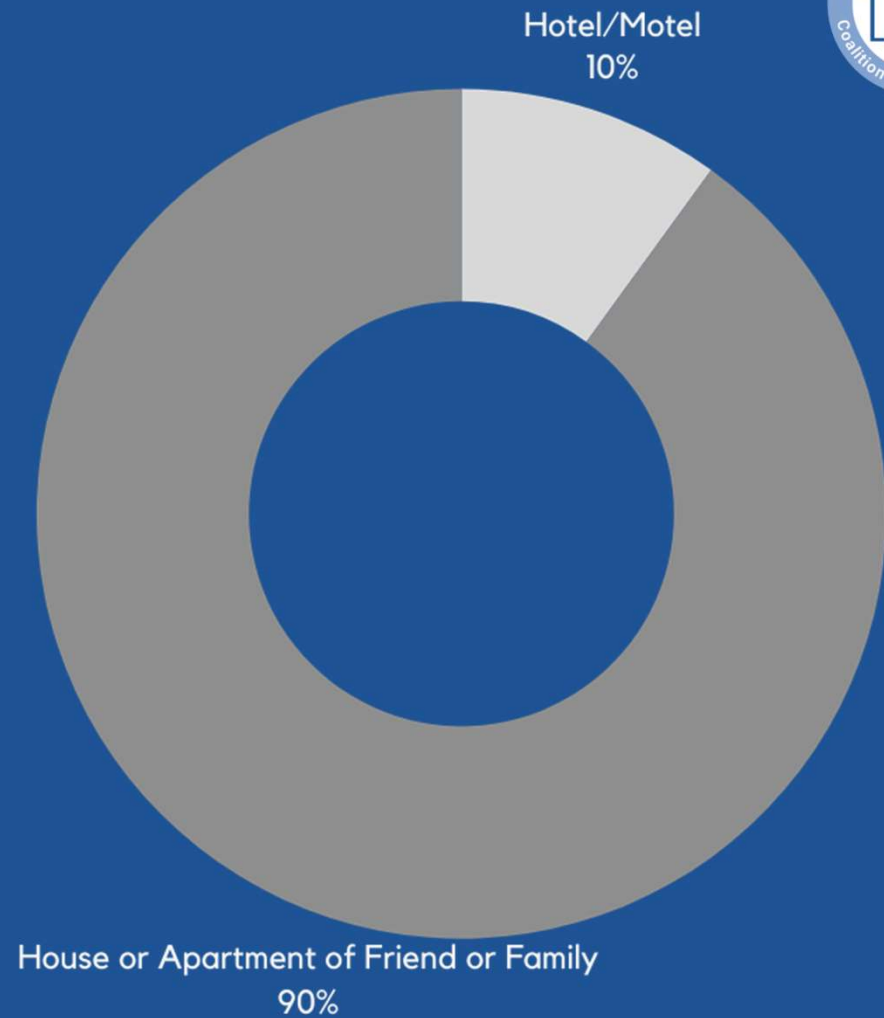
**26%**

of individuals surveyed with no permanent address HUD considers sheltered

\*Unsheltered locations include abandoned buildings, airports, bus or train stations, parks, street or sidewalks, encampments, vehicles, or other areas not meant for human habitation.

## SHELTERED SLEEP LOCATION

90% of sheltered individuals reported staying at a friend or family member's house or apartment on the night of the PIT Count.

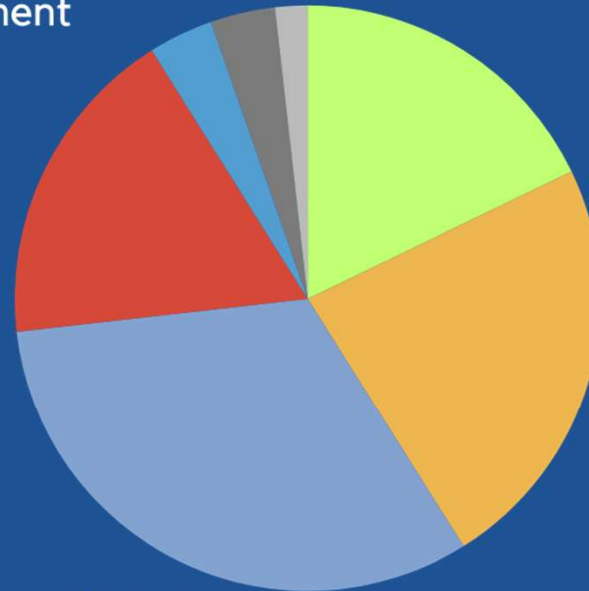




## UNSHELTERED SLEEP LOCATION

Place with no water, no electricity, or beyond repair  
17.9%

Woods or outdoor encampment  
17.9%



Street or sidewalk  
23.2%

Vehicle  
32.1%

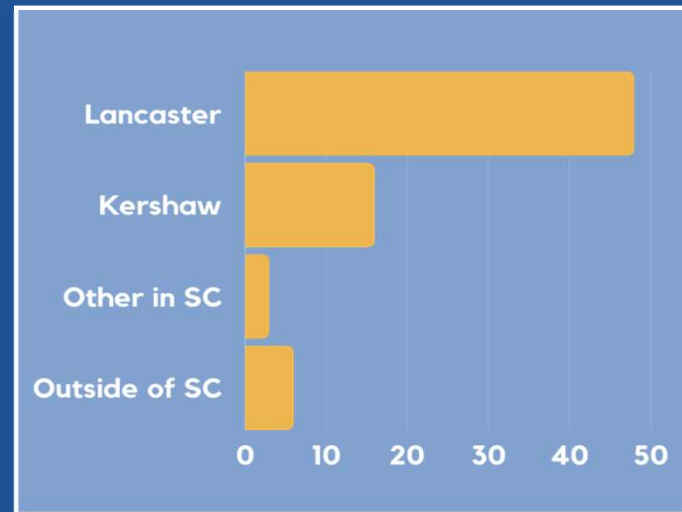
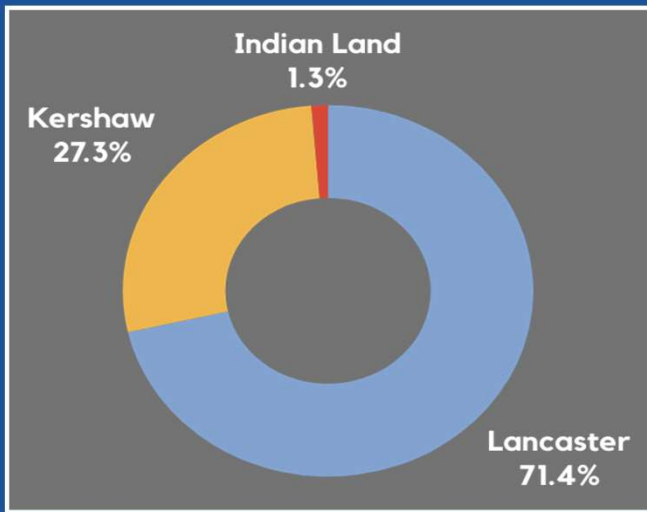
Over 32% of unsheltered individuals slept in a vehicle and over 23% of individuals slept on a street or sidewalk on the night of the PIT

Count.



# LANCASTER COUNTY PIT COUNT DATA

**27%** of individuals were identified as Kershaw residents



**MYTH:**  
Our Homeless are not from Lancaster or South Carolina.

**88%** of individuals identified Lancaster as their last permanent address

**92%** of individuals identified South Carolina as their last permanent address

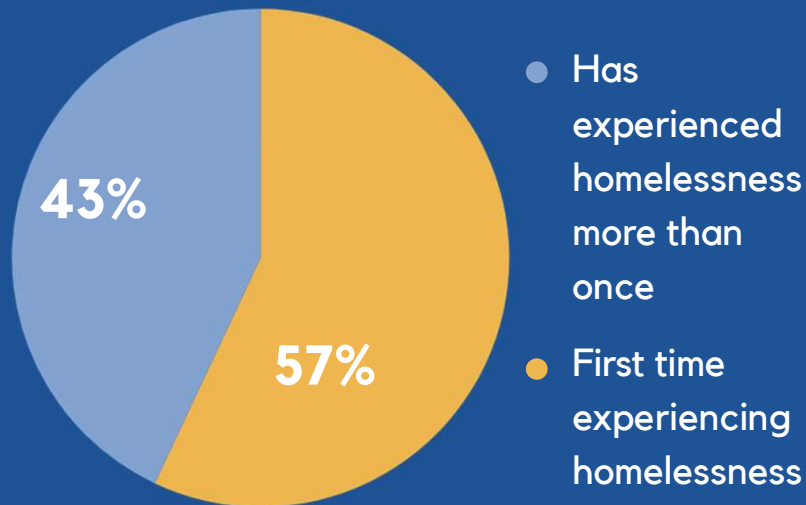
\*Only six individuals identified an area outside of SC as their last permanent address, three of those individuals were from North Carolina\*



# HOMELESS HISTORY

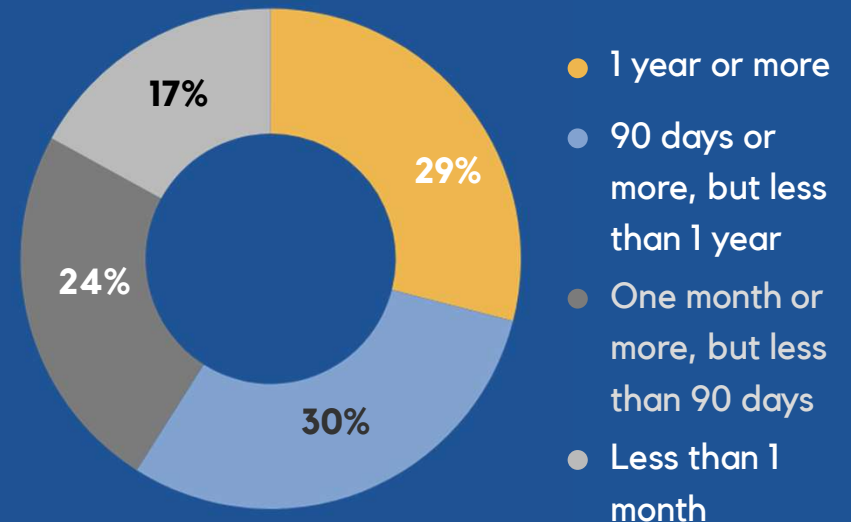
## NUMBER OF EXPERIENCES

Question: Is this your first time experiencing homelessness?



## DURATION OF HOMELESSNESS

Question: How long have you been experiencing homelessness this time?



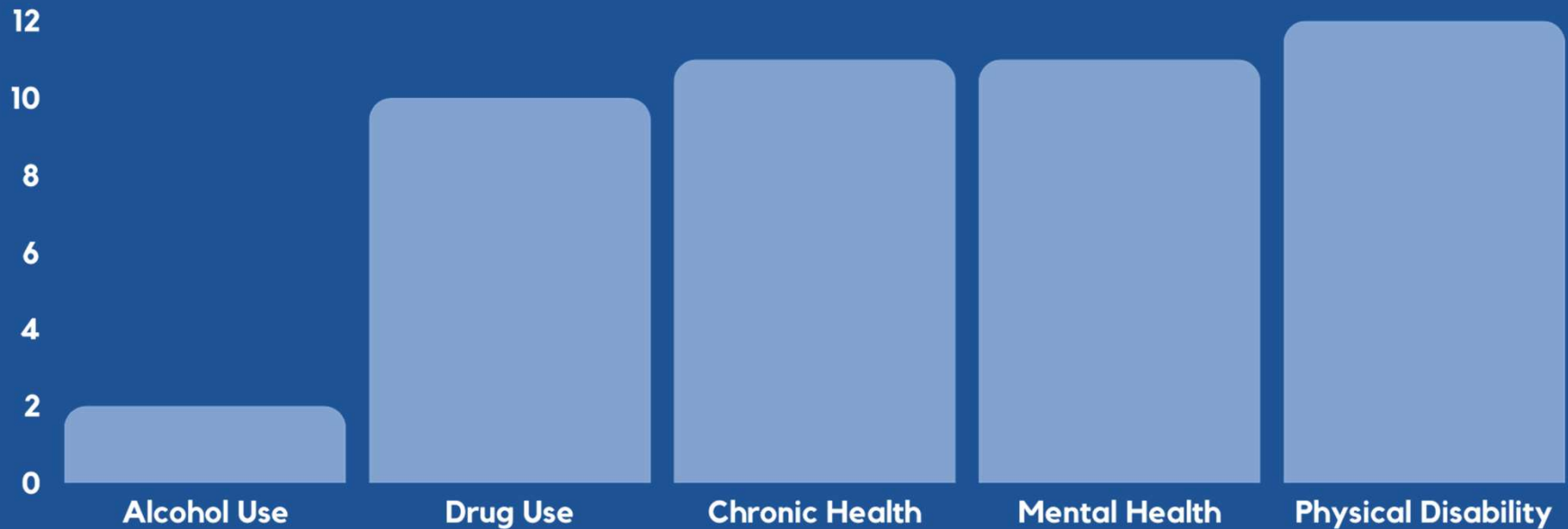
\*ALICE, a United Way acronym which stands for Asset Limited, Income Constrained, Employed, represents the increasing number of individuals and families who work, but are unable to meet their basic needs, including food, child care, housing, health care and transportation.\*



## DISABLING CONDITIONS

**59%** of individuals reported having a disabling condition

**86%** of individuals who reported having a disabling condition said that it would impact their ability to live independently



## NUMBERS NOT INCLUDED IN PIT COUNT



### Children

- 61 of children were identified by the McKinney-Vento Act
- 16 are considered unsheltered according to HUDS definition

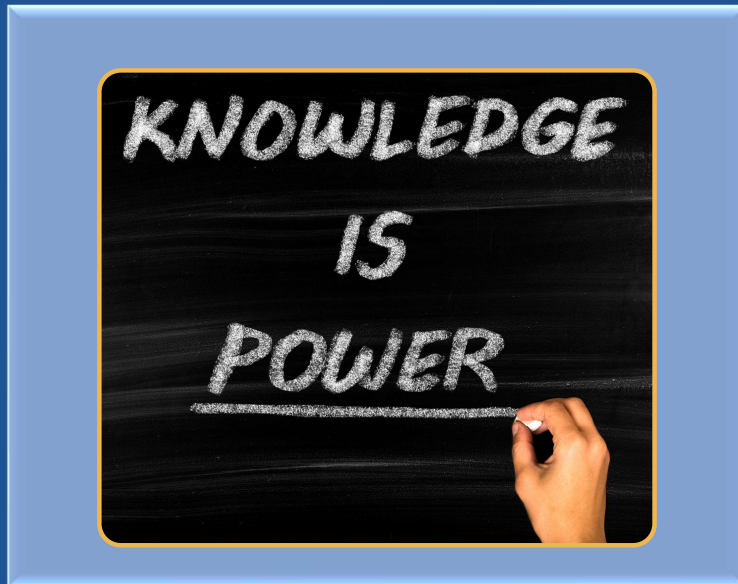


### Adults

- 22 additional adults identified during the PIT Count were unable to be counted due to lack of information



## WHAT NOW?



### PARTICIPATE IN LACH ACTIVITIES

Hunger & Homelessness Awareness Week  
PIT Count  
Project Connect  
Warming Center  
Shelter

**With Great Power Comes Great Responsibility!**





# Ways to Help

## Give

Gifts can be designated to:

- LACH

Donate via our Website: [www.uwaylcsc.org](http://www.uwaylcsc.org)

Scan QR Code



## Advocate

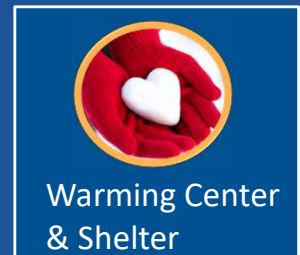
Join:  
Lancaster Area Coalition for the Homeless (LACH)  
Date: 2nd Tuesday of each month  
Time: 9:30am - 10:30am  
Location: Lancaster County Library,  
Main Branch

Join the Fight for ALICE  
[www.unitedforalice.org](http://www.unitedforalice.org)



## Volunteer

Help with Annual Events



[www.uwaylcsc.org](http://www.uwaylcsc.org)



803.283.8923



United Way of Lancaster County, SC



**Thank you**

